





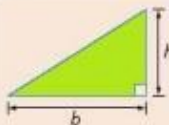
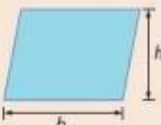
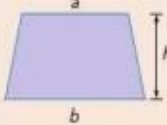
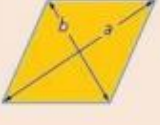

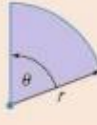
# Year 6 Summer 1 KIRFs

Key Instant Recall Facts (KIRFs) are designed to support the development of the mental skills that underpin much of the maths work in school. Instant recall facts help enormously with mental agility within maths lessons.

## I know the formulae for finding the area of different shapes.

By the end of this half term, children should know the following facts. The aim is for them to recall these facts **instantly**.

The area of a shape is a measure of the size of its surface.

<b>Square</b> $\text{Area} = l^2$ 	<b>Rectangle</b> $\text{Area} = l \times w$ 	<b>Triangle</b> $\text{Area} = \frac{1}{2} b \times h$ 	<b>Parallelogram</b> $\text{Area} = b \times h$ 
<b>Trapezium</b> $\text{Area} = \frac{1}{2} (a + b)h$ 	<b>Rhombus</b> $\text{Area} = \frac{1}{2} a \times b$ 	<b>Circle</b> $\text{Area} = \pi r^2$ 	<b>Sector</b> $\text{Area} = \frac{\theta}{360} \pi r^2$ 

### Key Vocabulary

**Area**

**Base**

**Height**

**Pi**

**Radius**

Children should also be able to recall the formula for finding the area of different shapes.

### Top Tips

The secret to success is practising **little** and **often**. Use time wisely. Can you practise these KIRFs while walking to school or during a car journey? You do not need to practise them all at once; perhaps you could have a fact of the day. If you would like more ideas, please speak to your child's teacher.

It is very important that your child uses mathematical vocabulary accurately. They must use language such as height, length, base, width and radius when recalling the appropriate formulae.